



PENTHROX™


The leader in immediate pain and anxiety relief





HOW TO USE PENTHROX™

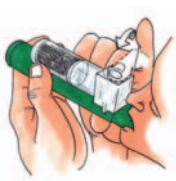
- 


1
AC Chamber is pre-inserted into dilutor hole of PENTHROX™ Inhaler
- 


2
Tilt PENTHROX™ Inhaler and slowly pour contents of 3mL PENTHROX™ bottle into base while rotating
- 

3
Shake lightly
- 

4
Patient inhales through PENTHROX™ Inhaler to obtain relief (gently at first)
- 

5
Patient exhales through AC Chamber
- 

6
For higher concentration cover dilutor hole with finger when inhaling (and remove finger when exhaling)
- 

7
Use intermittently (but sufficiently) to maintain adequate relief
- 

8
Seal in a plastic bag after use and dispose of responsibly



MEDICAL DEVELOPMENTS INTERNATIONAL LIMITED

Factory 7/56 Smith Road Springvale Victoria 3171 Australia Phone +61 3 9547 1888 Fax +61 3 9547 0262
E-mail: mdi@medicaldev.com Web: www.medicaldev.com ABN 14 106 340 667

PENTHROX™

The leader in immediate pain and anxiety relief

General Information

- Pentrox™ is a potent non-narcotic inhalational analgesic with rapid onset and gradual offset.
- The generic pharmaceutical name for Pentrox™ is methoxyflurane.
- The Pentrox™ Inhaler delivers 0.1% to 0.2% of Pentrox™ with the "dilutor" hole uncovered and 0.2% to 0.4 % with the "dilutor" hole covered during inhalation.
- These concentrations will provide significant analgesia and associated anxiety relief.
- If required:
 - The mouthpiece of the Pentrox™ Inhaler can be fitted with a 22mm international standard face mask.
 - Oxygen can be simultaneously administered with Pentrox™ by attaching an oxygen supply to the central oxygen nipple in the base of the Pentrox™ Inhaler.
- Refer to the enclosed Pentrox™ Product Information Sheet and Pentrox™ Inhaler Information Sheet for further information.

Indications

- Prior to the administration of local anaesthesia.
- Alternative to the administration of nitrous oxide.
- For procedures which are painful or uncomfortable and where other analgesics or anaesthetic agents are inappropriate.

Instructions to the patient

- The aim of Pentrox™ is to relieve pain and associated anxiety until the patient is comfortable.
- Relief will commence after approximately 6 – 10 breaths.
- Relief will persist for several minutes after ceasing use of Pentrox™.
- Pentrox™ has a characteristic fruity smell.
- The patient is in control of the level of their relief.
- Breathe through the mouthpiece, initially ensuring that the "dilutor" hole of the AC Chamber is not covered.
- To become accustomed to the characteristic fruity smell of Pentrox™, the first two breaths through the Pentrox™ Inhaler should be gentle.
- Breathe out either through the AC Chamber attached to the Pentrox™ Inhaler or through the nose (patient preference).
- If further relief is required, the "dilutor" hole of the AC Chamber may be covered for a higher inspired concentration of Pentrox™.
- Pentrox™ may be used intermittently as required.

Charging the Pentrox™ Inhaler

- Pour the full contents of the 3ml glass bottle into the Pentrox™ Inhaler via the base at the opposite end from the mouthpiece while rotating and holding the Pentrox™ Inhaler 15 degrees off vertical. The mouthpiece must be pointing downwards. Do not pour Pentrox™ into the central oxygen nipple.
- Gently shake the Pentrox™ Inhaler to dispel any excess liquid and wipe the mouthpiece.
- Allow the patient to breathe through the mouthpiece with the "dilutor" hole open.

Disposal

- At the completion of treatment, the Pentrox™ Inhaler should be placed in a sealed plastic bag and disposed of appropriately.

Recovery

- Advise the patient to read the enclosed Consumer Medicine Information sheet.
- The effects of Pentrox™ are usually brief, but may persist for some time.
- The final release of the patient is at the discretion of the healthcare professional.



MEDICAL DEVELOPMENTS INTERNATIONAL LIMITED

Factory 7/56 Smith Road Springvale Victoria 3171 Australia Phone +61 3 9547 1888 Fax +61 3 9547 0262
E-mail: mdi@medicaldev.com Web: www.medicaldev.com ABN 14 106 340 667